

# Lithos 450

Collection: Fusion  
Former name: Attica



Grey Sandstone

## Solid stone freestanding pedestal basin

Each basin is carved from a solid piece of natural stone and there will be variations in colour and grain. This is normal and part of the beauty of a natural stone basin. Each piece has a unique look.

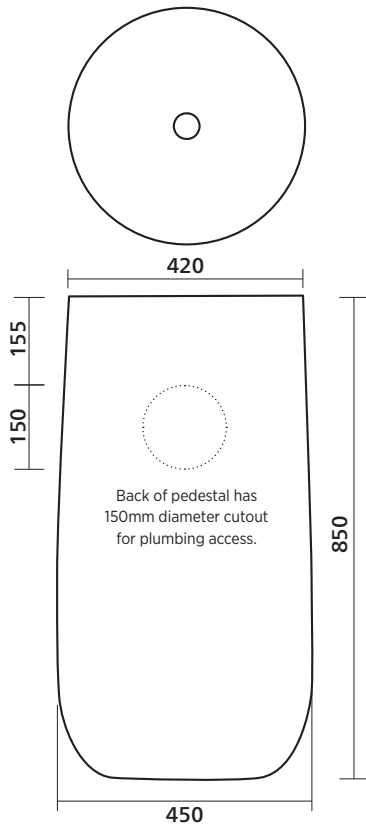
- Carved from solid natural stone, smooth honed finish.
- Matching stone waste included.

### Order codes

191106	Lithos 450 natural stone basin, Grey Sandstone
191336	Lithos 450 natural stone basin, Galala Marble
191337	Lithos 450 natural stone basin, Nero Marquina Marble

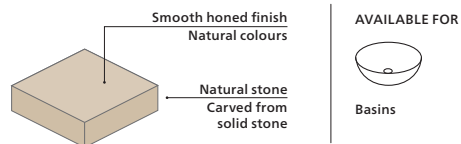
### Product details

COLOURS	Three natural stone colour options, as below.	
MATERIAL	COLOUR	TYPE OF STONE
	Grey	Grey Sandstone
	Sand	Galala Marble
	Black	Nero Marquina Marble
WASTE	Pop-up waste supplied with basin, matching stone cap.	
OVERFLOW	No overflow.	
WEIGHT	Approximate weight 185 kg.	
FIXING	Use silicone sealant. Do not use epoxy type adhesives.	



## Natural stone basins – carved from solid stone ●●●

- Our stone basins are beautifully handcrafted from solid natural stone with a smooth honed finish. They come with a matching stone waste.
- Natural stone has been used in bathrooms for thousands of years and is extremely durable and easy to clean.
- The natural colours and variations of stone offer depth and subtlety. They have a presence that adds a mood of rawness and authenticity.
- Each piece is unique, just as nature intended.
- Natural stone should be sealed every 2-3 years to maintain its optimum appearance.



Natural stone – Grey Sandstone



Natural stone – Galala Marble (sand colours)



Natural stone – Nero Marquina Marble

# SEIMA

kitchen + laundry + bathroom ware

seima.com.au

### Please note

- All measurements are in millimetres.
- Dimensions are nominal and subject to normal ceramic manufacturing variations of ±5mm.
- Fixing: Use silicone sealant. Do not use epoxy type adhesives.
- Always use the actual basin to verify cutout.
- Specifications may vary without notice as part of our continuous improvement practices.
- Clean with a damp cloth. Do not use abrasive cleaners, liquids or pastes.

# Natural stone basins – solid, carved

## Care and maintenance guide

### Tips for looking after your natural stone basin

The honed surface of your natural stone basin is already sealed when you receive it. This means your basin has been treated with a water-repellent sealant that has penetrated the surface of the stone to help repel liquids.

Your natural stone basin is durable but needs care to preserve its beauty. Here are some basic guidelines:

- For daily maintenance, clean the natural stone surface with a **soft cloth and warm soapy water** or use a professional non-abrasive PH-neutral stone cleaner. Rinse, then dry with a soft cloth.
- Seal the surface of your basin at least **every 2 years** using a water-based sealer for natural stone.
- We recommend that you use professional stone sealing products such as **Lithofin MN Stain-Stop**.

### Sealing the surface

The basin has already been sealed after manufacture. We recommend that you protect the surface by sealing it with professional stone sealer at least every 2 years. Follow the stone sealer manufacturer's instructions carefully.

The instructions below are a guide:

- Clean the basin with a soft cloth and warm water. Do not use acid or alkali cleaners as these may damage the surface.
- Use a hair dryer to dry the surface.
- Using a clean soft cloth, wipe sealant onto the surface of the basin evenly.
- Wait for 10-20 minutes to let the surface dry naturally, then wipe over the surface again. Repeat this process 2-3 times.
- When the basin is dry, it can be used.

### Caring for natural stone – general tips

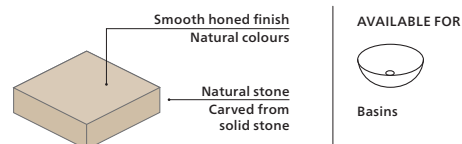
Natural stone is porous and needs to be sealed so that the surface repels water and other liquids. (Your basin has already been sealed at the time of purchase.)

Some tips to note about caring for natural stone:

- Unsealed stone is susceptible to staining and may absorb moisture.
- Wipe up any spills immediately.
- Do not allow surface deposits to build up on the stone surface, eg soap, salts.
- Thoroughly rinse and dry the stone surface after washing.
- Do not use acid or alkalis on natural stone, including: acidic cleaners, ammonia, abrasive cleaners, vinegar, alcohol, window cleaner, lemon.
- Do not rub the stone surface with abrasive materials or substances. Stone can be scratched by grit and abrasive items. Do not use abrasive pads or cleaning agents, steel wool, metal brushes etc.
- It is possible to hand polish the stone surface using a stone polishing pad. Our natural stone basins come with a semi-matte honed finish, rather than a glossy high polished finish.

### Natural stone basins – carved from solid stone

- Our stone basins are beautifully handcrafted from solid natural stone with a smooth honed finish. They come with a matching stone waste.
- Natural stone has been used in bathrooms for thousands of years and is extremely durable and easy to clean.
- The natural colours and variations of stone offer depth and subtlety. They have a presence that adds a mood of rawness and authenticity.
- Each piece is unique, just as nature intended.
- Natural stone should to be sealed every 2-3 years to maintain its optimum appearance.



Natural stone – Grey Sandstone



Natural stone – Galala Marble (sand colours)



Natural stone – Nero Marquina Marble

# SEIMA

kitchen + laundry + bathroom ware

seima.com.au

#### Please note

- All measurements are in millimetres.
- Dimensions are nominal and subject to normal ceramic manufacturing variations of  $\pm 5$ mm.
- Fixing: Use silicone sealant. Do not use epoxy type adhesives.
- Always use the actual basin to verify cutout.
- Specifications may vary without notice as part of our continuous improvement practices.
- Clean with a damp cloth. Do not use abrasive cleaners, liquids or pastes.