

Arko Wall Hung • White Gloss • White Matte

Collection: Elevate



Wall hung toilet suite • Clean Flush

Wall hung pan – details:

- Stylish minimalist design, sits flat against wall
- Clean Flush rimless pan design for an efficient, powerful flush
- White vitreous china
- Easy-clean quick release seat with stainless steel pins, soft closing
- P trap

In-wall cistern with frame – details:

- Hidden cistern activated through a premium pneumatic system connected to the flush plate buttons
- Fully insulated with anti-condensation foam to prevent moisture escape
- Easy to install and service through the flush plate
- WELS 4 star 4.5/3L water saving flush

Order codes

WHITE GLOSS

PAN AND SEAT ONLY (NO CISTERN)

191165 Arko WH pan, Wh Gloss, Flat seat

SUITE WITH C200 CISTERN (80MM THICK)

191849 Arko WH suite, Wh Gloss, C200 cistern, Flat seat

SUITE WITH C201 CISTERN (130MM THICK)

191910 Arko WH suite, Wh Gloss, C201 cistern, Flat seat

WHITE MATTE

PAN AND SEAT ONLY (NO CISTERN)

192592 Arko WH pan, Wh Matte, Flat seat

SUITE WITH C200 CISTERN (80MM THICK)

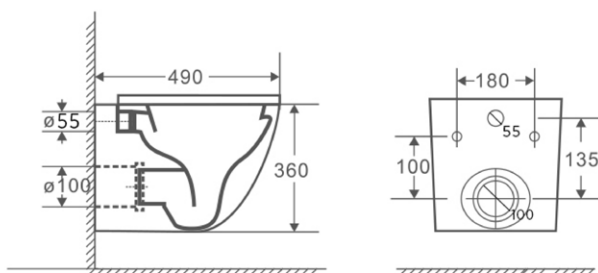
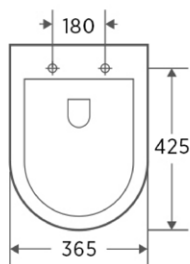
192590 Arko WH suite, Wh Matte, C200 cistern, Flat seat


SUITE WITH C201 CISTERN (130MM THICK)

192591 Arko WH suite, Wh Matte, C201 cistern, Flat seat

Product details

PAN	Wall faced with rimless Clean Flush pan design.
MATERIAL	White vitreous china.
TRAPS	Suitable for P trap installations.
SEAT	Quick release seat with stainless steel hinges, soft closing. Flat seat design.
WELS	4 star rating 4.5/3 litre water saving flush.
CISTERN	Wall hung pan suits in-wall cistern with frame.



 Rimless Clean Flush pan – for an efficient, powerful flush.

SEIMA

kitchen + laundry + bathroom ware

seima.com.au

Please note

- Installation shall be in accordance with AS/NZS3500.
- All measurements are in millimetres. Height dimensions are to base of pan. Make allowance for bedding.
- Bedding: Pan may be bedded with cement base or using silicone sealant. Fix pan to floor using a sand cement mixture of 3:1 to a depth of 60mm. Do not use lime or fast-drying cement.

- Bracket fixing: The pan should be bedded with silicone sealant and fixed with the brackets supplied.
- Do NOT use epoxy type adhesives.
- Dimensions are nominal and subject to normal ceramic manufacturing variations.
- Specifications may vary without notice as part of our continuous improvement practices.
- Clean with a damp cloth. Do not use abrasive cleaners, liquids or pastes.