

Arko Wall Faced • White Gloss • White Matte

Collection: Elevate
Former name: Arko Wall Faced



Ceramic wall faced toilet suite

• Clean Flush • Nanoglaze • Easy Care Height

- Stylish minimalist design with curved pan, sits flat against wall
- Clean Flush rimless pan design for an efficient, powerful flush
- Easy care height
- White vitreous china, gloss or matte finish options
- Soft-closing seat, easy-clean quick release with stainless steel pins
- S or P trap
- Universal cistern, suits back entry or bottom entry plumbing

Order codes

WHITE GLOSS

191754	Arko WF White Gloss, Deluxe seat	Old code: STO-304-07
191748	Arko WF White Gloss, Slim seat	Old code: STO-304-01
191752	Arko WF White Gloss, Flat seat	Old code: n/a
191750	Arko WF White Gloss, Classic seat	Old code: STO-304-03

WHITE MATTE

192415	Arko WF White Matte, Deluxe seat
192416	Arko WF White Matte, Slim seat
192417	Arko WF White Matte, Flat seat

Product details

CISTERN	Back entry or bottom entry plumbing (left or right inlet).
PAN	Wall faced close coupled with rimless pan design.
TRAPS	Universal trap, suitable for S or P trap installations.
SEAT	Quick release seat with stainless steel hinges, soft closing.
WELS	4 star rating 4.5/3 litre water saving flush.
SETOUT	Variable 80-190mm using supplied connector; 150mm recomm.
FIXING	Close coupled toilet suite — cistern is fixed directly to the pan. Pan may be bedded with cement base or using silicone sealant.

Premium Thermoset (UF)

Toilet seat options. Our premium toilet seats are made from Thermoset, a rigid, ceramic-like material that is anti-scratch and easy to clean.



DELUXE SEAT

- 40 mm lid profile
- Premium quality
- Easy to clean, anti-scratch
- Rigid, ceramic-like surface
- Made from Thermoset (UF)



SLIM SEAT

- 20 mm lid profile
- Premium quality
- Easy to clean, anti-scratch
- Rigid, ceramic-like surface
- Made from Thermoset (UF)



FLAT SEAT

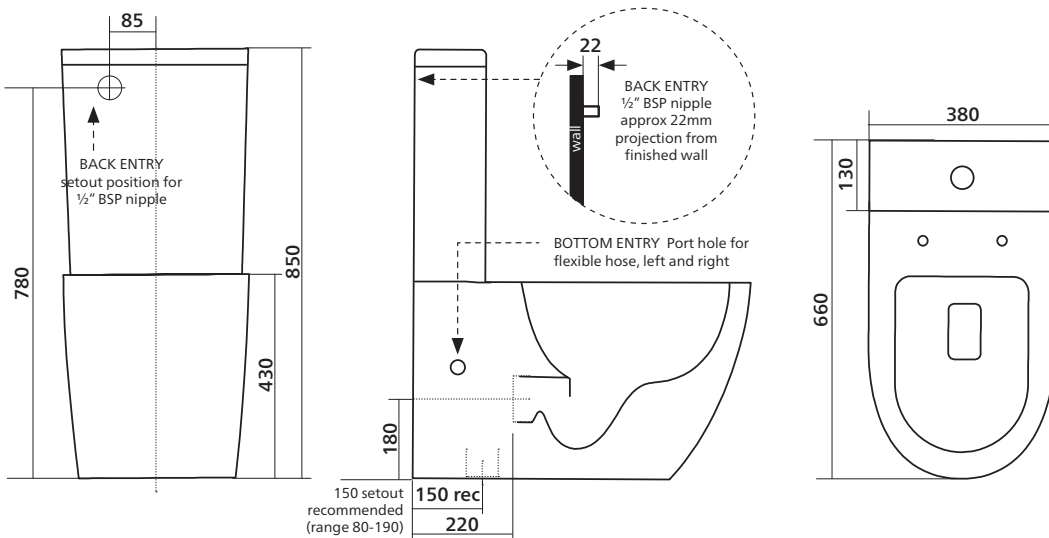
- Flat lid and seat
- Premium quality
- Easy to clean, anti-scratch
- Rigid, ceramic-like surface
- Made from Thermoset (UF)




Thermoplastic (PP)



CLASSIC SEAT

- 40 mm lid profile
- Lightweight, shiny finish
- Easy to clean
- Made from Thermoplastic (PP)



-  Rimless Clean Flush pan – for an efficient, powerful flush.
-  Easy care height – making it easier to get on and off the seat.
-  (White Gloss only) Nanoglaze surface – ultra-smooth, anti-bacterial, easy to clean.

SEIMA

kitchen + laundry + bathroom ware

seima.com.au

Please note

- Installation shall be in accordance with AS/NZS3500.
- All measurements are in millimetres. Height dimensions are to base of pan. Make allowance for bedding.
- Bedding: Pan may be bedded with cement base or using silicone sealant. Fix pan to floor using a sand cement mixture of 3:1 to a depth of 60mm. Do not use lime or fast-drying cement.

- Bracket fixing: The pan should be bedded with silicone sealant and fixed with the brackets supplied.
- Do NOT use epoxy type adhesives.
- Dimensions are nominal and subject to normal ceramic manufacturing variations.
- Specifications may vary without notice as part of our continuous improvement practices.
- Clean with a damp cloth. Do not use abrasive cleaners, liquids or pastes.